


GENERAL FEATURES

Number of Keys	up to 20 buttons
Actuator Control Capacity	Max. 4
Housing colour	Not used
Operating Temperature	+5°C to +40°C
Storage Temperature	-10°C to +50°C
Software	MSBus
Function LED	Yes
Power Supply	With cable in Control Boxes

DIMENSION DRAWING



- It can be designed in all dimensions.

ORDERING KEY

		SCP
System Architecture	M: MsBus	M
Software Code	01: Standard Software Code XX: Special Software Code The code documentation will be shared with our customers.	01
IP Degree	0: None	0
Button Number	09: 9 Buttons 20: 20 Buttons XX: Up to 20 buttons could be selected.	20
Membrane Item Number	XX: Last 2 digits of frontcover item number The membrane documentation will be shared with our customers.	01
Not used	0: None	0
Not used	0: None	0
Cable	0: External Cable	0
Not used	00000: None	00000

Ordering example: **SCPM010200100000000**


SYSTEM COMPATIBILITY

- In this system, a 180-degree cable should be used.

Compatible control box models

- MCU36
- MCU36B
- MCU36L
- MCU37

SCPM010200100000000



Actuator Inputs


Other compatible
all Controls

- In this system, a 90-degree cable should be used.

Compatible control
box models

- MC73
- MC83
- MC85

SCPM020200100000000



Actuator Inputs

Battery
Input

Other compatible
all Controls

Terms of Use

The user is responsible for determining the suitability of MUKATECH products for a specific application. MUKATECH products are subject to change without prior notice.

Document Revision Information

MUKATECH 20240124 DT.REV02